




Purston Infant School – Year 1 – Giraffes & Kangaroos – Remote Learning

Spring 1 2022 – Week Beginning 17 th January – Wild, Wild West			
	Learning Objective	Learning Outcome	Activity/Resources/Links
English – Reading	<p>I can apply phonic knowledge to decode words</p> <p>I can respond speedily with the correct sound to graphemes (letters or groups of letters) for all 40+ phonemes</p> <p>I can read accurately by blending sounds in unfamiliar words containing GPCs that have been taught .</p>	<p>Children can use their phonics to read their books.</p>	<p>Log into the Oxford Owls page. Username – Purston y1 Password - Year1</p> <p>Scroll down to the Floppy’s Phonics tab.</p> <p>Access the books with the sounds in that your child is learning in the live phonics sessions on Teams.</p> 
English – Writing	<p>I can make a list of cowboy speak and translate it to spoken English.</p> <p>I can label a meal for a cowboy.</p>	<p>Children will make a list of cowboy speak and write at the side what they think it means.</p> <p>Howdy Y’all Ragamuffins Buckaroos Chow time Grits and beans.</p> <p>I can label a meal using my phonics to help me with the spelling.</p>	<p>https://www.youtube.com/watch?v=rk3S5Do4QZE</p>  <p>What is grits and beans is? Can you find it in the book? Do you think you would they like to eat grits and beans? What would you eat if you were a cowboy? We would like you to design a meal and a drink for a cowboy.</p>

Computing	I can understand how to keep myself safe online.	Children will be able to explain how to keep themselves safe when using the internet.	https://www.bbc.co.uk/bitesize/topics/zymyqqt/articles/zym3b9g Draw a poster to keep people safe on the internet.
Art and Design	I can create a silhouette picture.	Children will begin to understand what a silhouette picture is.	 <p>Can you make a silhouette picture?</p>
Music	I can understand pulse.	Children will begin to understand what the pulse is in music.	https://classroom.thenational.academy/lessons/understanding-how-sound-is-represented-by-symbols-64w62t?activity=video&step=1 https://www.youtube.com/watch?v=SSI-SbVz2oA