




**Purston Infant School – Year 1 – Kangaroos and Giraffes – Remote Learning**

<b>Summer 2nd half 2021 – Week Beginning 19<sup>th</sup> June – Roaming in the Rainforest</b>			
	<b>Learning Objective</b>	<b>Learning Outcome</b>	<b>Activity/Resources/Links</b>
<b>English – Reading</b>	<p>I can apply phonic knowledge to decode words.</p> <p>I can respond speedily with the correct sound to graphemes (letters or groups of letters) for all 40+ phonemes</p> <p>I can read accurately by blending sounds in unfamiliar words containing GPCs that have been taught.</p>	<p>Children can use their phonics to read their books.</p>	<p>Log into the Oxford Owls page. Username – Purston y1 Password - Year1</p> <p>Scroll down to the Floppy’s Phonics tab. Access the books with the sounds in that your child is learning in this week.</p>  <p><u>Phonics Play – Phase 4 and 5</u></p> <p><a href="https://www.phonicsplay.co.uk/resources/phase/2/buried-treasure">https://www.phonicsplay.co.uk/resources/phase/2/buried-treasure</a></p>
<b>English – Writing</b>	<p>I can use phonics to help me with my spelling.</p> <p>I can use correct letter formation.</p> <p>I can use capital letters, finger spaces and full stops in the correct place.</p>	<p>Children will use their phonics to help them with their spelling.</p> <p>Children will use the correct letter formation.</p> <p>Children will use capital letters, finger spaces and full stops in the correct place.</p>	<p>We would like you to write a set of instruction to make some party food. You could even make it first. Why not make a cake or sandwich and then write down the steps you took to make it.</p> <p>Remember to list the ingredients you need first. Then write the steps, remember to use words like, First, Next, After that, Finally.</p>
<b>Maths</b>	<p>.As a mathematician I recognise and create repeated patterns.</p>	<p>Children will begin to recognise and create patterns.</p>	<p><a href="https://classroom.thenational.academy/lessons/to-recognise-and-create-repeating-patterns-6rtpac">https://classroom.thenational.academy/lessons/to-recognise-and-create-repeating-patterns-6rtpac</a></p>
<b>PE</b>	<p>I can copy a dance routine.</p>	<p>Children will copy a dance routine and try to be in time and coordinated.</p>	<p>We would have been doing lots of dancing at our party, so why not follow some dances at home.</p>

			<a href="https://www.youtube.com/watch?v=ziLHZeKbMUo">https://www.youtube.com/watch?v=ziLHZeKbMUo</a>
<b>D&amp;T</b>	As a design and technologists, I can make a crown for a party.	Children will make a crown for their end of Year 1 party.	<p>This week we were due to have our end of year party. We had planned on making crowns to wear. Can you make a crown at home instead?</p> 
<b>RSHE</b>	I can talk about my time in Year 1 and say what I am looking forward to most in Year 2.	Children will discuss what they have enjoyed about Year 1 and how they are feeling about moving into Year 2.	<p>We would like you to get a box, jar, container, anything that you can keep your memories and feelings in. You could even decorate the box if you like. Paint, glitter, stickers, anything that you like.</p>  <p>We would like you to write down your favourite memories of Year 1, any lessons that you loved or any friends you enjoyed playing with. Fold them up and put them in your box.</p> <p>Then write down any worries, concerns or anything you are looking forward to in Year 2.</p>