





Purston Infant School - Foundation Stage – Elephants & Monkeys – Remote Learning

Summer 1 2021 – Week Beginning 2 nd May 2021			
	Learning Objective	Learning Outcome	Activity/Resources/Links
Personal, Social & Emotional Development	I can take turns with others.	Children to take turns to create a cocoon.	Can you work with a grown up to wrap a soft toy up like a cocoon, using rolls of tissue paper. Talk about the importance of working together, taking turns and being kind.
Physical Development	I can show good control and co-ordination in large and small movements. I can eat a healthy range of foodstuffs and understand the need for a variety of food.	Children to develop their fine and gross motor control. Children to talk about healthy eating and try new healthy foods.	Can you follow cosmic kids on The Hungry Caterpillar yoga adventure? https://www.youtube.com/watch?v=xhWDiQRrC1Y  Can you make a cereal worm using your fine motor skills? Can you try some of the fruits mentioned in our story this week. Which one is your favourite? You could try some apples, pears, strawberries, oranges, plums or watermelon.
Communication & Language	I can introduce a storyline or narrative into my play.	Children to act out this week's story of the hungry caterpillar.	Can you watch the story of The Hungry Caterpillar below? https://www.youtube.com/watch?v=75NQK-Sm1YY Can you make your own props to act out the story with your family at home?
Literacy – Reading	I can listen to stories with increasing attention and recall. I can hear the initial sound in words. I can segment the sounds in simple words and blend them together. I can begin to read words and simple sentences. I can link sounds to letters.	Reading a book to your child Reading a book with your child – they may be able to sound out or recognise some words. Listening to a book read by your child – they will be able to read most of the book to you but may need support with some words.	Speed read videos for Level 1, 2 and 3 sounds are accessible on Dojo. Miss Crossley's Group- Level 1 and 2 Mrs Gascoyne- Level 1 and 2 Mrs Hall and Miss Howitt's Group- Level 1, 2 and 3 <i>(Phonics groups have changed. Sheets will be emailed to you for the sounds of the week if your child is isolating)</i> Spend 5-10 minutes a day with your child's reading book Oxford Owls- Floppy's Phonics Practice and Oxford Reading Tree Books available https://www.oxfordowl.co.uk/ Log in Username – Purstonr Password - Reception
Literacy – Writing	I can hear the initial sound in words. I can segment the sounds in simple words and blend them together. I can write short sentences. I can use my phonic knowledge to write words in ways which match their spoken sounds.	Children to write labels using their phonics.	Can you watch the story of The Hungry Caterpillar on the following... https://www.youtube.com/watch?v=75NQK-Sm1YY Can you use your phonics to write the names of the food the hungry caterpillar ate?

			<p>Foods The Very Hungry Caterpillar Ate</p>  <p>Red and Green group – Remember to use your phonic knowledge to sound out words. Yellow group – Copy underneath or write over the top.</p>
<p>Mathematics</p>	<p>I can add two single digit numbers. I can say the number one more or one less than a given number. I can count reliably with numbers one to twenty. I can recognise, create and describe patterns.</p>	<p>Children to work as mathematicians to complete a number of activities based on number or pattern.</p>	<p>On Friday it is NSPCC World Number Day. We will be doing a number of maths activities throughout the day. Can you complete one or more of the activities linked on our remote learning page below? They focus on looking at repeating patterns, addition, one more and one less and counting.</p>
<p>Understanding the World</p>	<p>I can look closely at similarities, differences, patterns and change.</p>	<p>Children to research what habitats minibeasts like and create their own.</p>	<p>Can you use any resources you have in your house or garden to create a bug hotel? Minibeasts love wood, leaves, bricks, sticks and many other materials. Take a look below for some ideas.</p> 
<p>Expressive Arts & Design</p>	<p>I can create simple representations of events, people and objects. I can represent my own ideas, thoughts and feelings through music and dance/</p>	<p>Children to create a splatter picture of a butterfly. Children to perform a variety of songs to an audience.</p>	<p>Can you cut out a butterfly outline and fold it in half. Using paint can your child create a splatter pattern on one-half before folding it over so the pattern covers both sides of your butterfly?</p>  <p>Can you learn a variety of minibeasts songs and rhymes to perform to your family? Can you remember any you have learnt at school? E.g. Incy Wincy Spider, Joey the frog, Spider Spins and Pitter Patter Caterpillar.</p>