




**Purston Infant School – Year 2 – Tigers & Lions – Remote Learning**

**Spring 1 2021 – Week Beginning 8<sup>th</sup> February – Life in the Freezer**

|                          | Learning Objective  | Learning Outcome  | Activity/Resources/Links  |
|--------------------------|---|---|---|
| <b>English - Phonics</b> | <b>Mrs Inhester's group</b><br>Log onto <a href="https://www.oxfordowl.co.uk/">https://www.oxfordowl.co.uk/</a> and scroll down until you see 'Floppy's Phonics Extra Practice Zone.' Choose Level 4 Book 19. We are recapping the sounds that we know. Activity sheets will be put onto Dojo each day. | <b>Miss Nicklin's group</b><br><a href="https://www.oxfordowl.co.uk/">https://www.oxfordowl.co.uk/</a> and scroll down until you see 'Floppy's Phonics Extra Practice Zone.' Choose Level 5 Book 32 and complete the activities.<br><br>Activity sheets will be put onto Dojo each day. | <b>Mrs Millard/Mrs Williams' group</b><br>Spelling rules. Log onto <a href="https://www.oxfordowl.co.uk/">https://www.oxfordowl.co.uk/</a> and scroll down until you see 'Floppy's Phonics Extra Practice Zone.' Choose Level 5 book 36. Focus on practising how to spell the words.<br>Activity sheets will be put onto Dojo each day. |
| <b>English – Reading</b> | To develop fluency in my reading<br>To answer questions about what I have read  | I will be able to use phonics to read unfamiliar words<br>I will be able to answer questions about what I have read   | School/home reading book – talk about what you have read and answer questions<br>Choose a book at your level from our online library<br><a href="https://www.oxfordowl.co.uk/">https://www.oxfordowl.co.uk/</a>   |
| <b>English – Writing</b> | To write a 'Kennings' poem  | <b>THESE SESSIONS WILL BE LIVE ON MONDAY AND TUESDAY – PLEASE JOIN US AT 11.00</b>  |   |
| <b>Maths</b>             | To recognise 2D shapes  | I will be able name common 2D shapes  | <a href="#">To describe and classify 2D shapes (thenational.academy)</a><br><br><b>ALSO SEE LIVE SESSIONS – CHECK YOUR EMAILS FOR THE INVITATIONS!</b>  |
| <b>Science</b>           | Science Experiment!<br><br>To find out about food chains  | I will be able to carry out a scientific investigation<br><br>I will be able to explain what a food chain is  | <a href="#">t-sc-437-blubber-glove-experiment.pdf</a><br><br><a href="https://www.bbc.co.uk/bitesize/clips/z96r82p">https://www.bbc.co.uk/bitesize/clips/z96r82p</a><br><br>Watch the clip. Can you draw your own food chain?   |
| <b>PSHE</b>              | To think about our differences and similarities   | I will understand that there are differences and similarities between you and others.   | <a href="#">Same or Different (thenational.academy)</a>   |
| <b>RE</b>                | To learn about the story of Moses   | I will listen to the story of the Moses and begin to understand its meaning   | Watch the story of Moses. What do you think we can learn from this story? Put your thoughts into sentences.<br><br><a href="https://www.youtube.com/watch?v=65KgsHvFKd4">https://www.youtube.com/watch?v=65KgsHvFKd4</a>  |

|                  |   |   |   |
|------------------|---|---|---|
| <b>PE</b>        | To understand some simple yoga techniques   | I will develop my skills in yoga  | <a href="https://www.youtube.com/watch?v=QM8NjfCfOg0&amp;t=14s">https://www.youtube.com/watch?v=QM8NjfCfOg0&amp;t=14s</a>   |
| <b>Computing</b> | To learn about writing a story on the computer  | I will understand how to write a story  | <a href="#">How can you write a story on a computer? - BBC Bitesize</a>   |
| <b>Music</b>     | To find out about the families and instruments of the orchestra.                          | I will find out how instruments are played in an orchestra  | <a href="#">Instruments of the orchestra: How they are played (thenational.academy)</a>   |
| <b>Art</b>       | <p>To create a Valentine's card.</p><br><br><br><br><p>To create a polar bear picture</p> | <p>I will use a range of resources to create a Valentine's card</p><br><br><br><br><p>I will be able to make a polar bear picture using chalks/other materials I have at home</p> |    |