




Purston Infant School - Foundation Stage – Elephants & Monkeys – Remote Learning

Spring 1 2021 – Week Beginning 25th January 2021			
	Learning Objective	Learning Outcome	Activity/Resources/Links
Personal, Social & Emotional Development	I can confidently speak to others about interests and opinions	Children can talk about their thoughts and feelings	Monday live session –PSED - 10:30 Can you think of something that makes you happy at home? Can you think of something that makes you angry at home? Can you change your facial expressions to match these emotions?
Physical Development	I can show good control and co-ordination in large and small movements.	Children to develop their fine motor control Children to show skill in different ways of moving	Wednesday Live Lesson- PE – 10:30 https://www.youtube.com/watch?v=BOLR3pQt8zg You will need a small ball of play dough- to do daily.
Communication & Language	I can listen to stories and respond to what I hear with relevant comments, questions or actions.	Children to listen to a story with full engagement. Children to be able to describe confidently why they chose a certain object.	Friday Live Lesson – C&L – 10:30 Book – The Dinosaur that pooped a pirate! – Tom Fletcher and Dougie Poynter Children will listen to the story and then draw a picture of their own dinosaur pooping an object they would like. Extension – Can they describe why they have chosen that object?
Literacy – Reading	I can listen to stories with increasing attention and recall. I can hear the initial sound in words. I can segment the sounds in simple words and blend them together. I can begin to read words and simple sentences. I can link sounds to letters	Reading a book to your child Reading a book with your child – they may be able to sound out or recognise some words Listening to a book read by your child – they will be able to read most of the book to you but may need support with some words.	Daily Videos Uploaded Tuesday-Friday on Dojo. Speed read videos below use daily. Floppy’s Phonics level 1 speed read https://www.youtube.com/watch?v=nRTxeLkUaCI (Miss Crossley’s group) Floppy’s Phonics level 2 speed read https://www.youtube.com/watch?v=9TuhTI-W8hE (Mrs Gascoyne, Mrs Hall and Miss Howitt’s groups) (See separate sheets that will emailed to you for the sounds of the week) Spend 5-10 minutes a day with your child’s reading book Oxford Owls- Floppy’s Phonics Practice and Oxford Reading Tree Books available https://www.oxfordowl.co.uk/ Log in Username – Purstonr Password - Reception
Literacy – Writing	I can hear the initial sound in words. I can segment the sounds in simple words and blend them together.	Children to make a plate and write about the food on their plate.	Tuesday Live Lesson – Literacy – 10:30 Discuss the dinosaur’s plate. What would he need on the plate to keep him strong? Make plates and write about the food on their plate.

	I can write short sentences.		Red and Green group - to write a sentence (My dinosaur would eat...) Yellow group – Write the initial sounds, sound out and write simple words.
Mathematics	I can count an irregular arrangement of up to 10 objects	Children to write numbers to 10. Children to count how many and match the correct number.	Thursday Live Lesson – Maths – 10:30 Can you make sure you have your number cards to 20 ready Read and recognise your numbers first. Using objects in your house can your grown up support you to complete simple subtraction? Miss Howitt will explain the different ways you can do this at home. Red group - Can you complete some subtraction number sentences and make some of your own? Green group -Can you complete some subtraction number sentences? Yellow group – Can you practically subtract your objects?
Understanding the World	I can describe a dinosaur by its features.	Children know about similarities and differences in relation to places, objects, materials and living things.	Think of a dinosaur and describe it to a friend or someone in your family. They have to guess which dinosaur you are! Remember to use adjectives to describe the dinosaur. For example, “I am big. I have a long neck and a long tail. I like to eat the leaves in the trees.” You could use an information book to help you find out what they look like.
Expressive Arts & Design	I can manipulate materials to achieve a planned effect. I can construct with a purpose in mind, using a variety of resources. I can use simple tools and techniques competently and appropriately.	Children to make a dinosaur using boxes Children to think about how they can join the boxes together	Can you collect boxes and recyclable materials? Can you make a dinosaur using the materials? We will be painting and decorating these next week so please keep them somewhere safe.    www.cleverlearner.com