

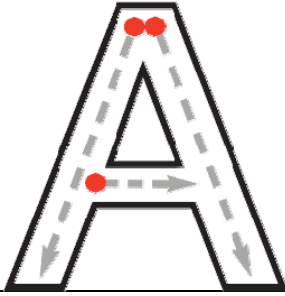


A


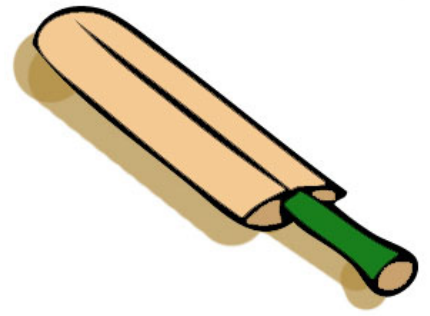
a



The capital letter and lower case letter are both code for the /**a**/ sound as in **a**pple, **a**nt, **a**rrow, **a**ctor, **a**stronaut. Point under each letter and say /**a**/. Finger-trace the letter shapes and say /**a**/. Write the letter shapes 'in the air'. Say each word slowly and focus on the mouth movements for the /**a**/ sound.

B


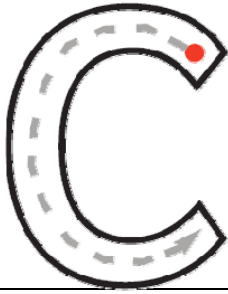
b



The capital letter and lower case letter are both code for the /b/ sound as in **bat**, **ball**, **bag**, **bucket** and **belt**.
Point under each letter and say /b/. Finger-trace the letter shapes and say /b/. Write the letter shapes 'in the air'.
Say each word slowly and focus on the mouth movements for the /b/ sound.

C

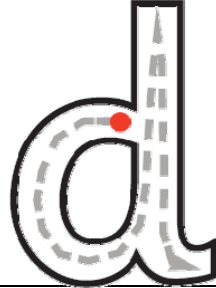
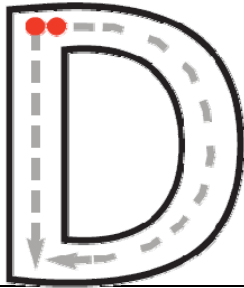
c



The capital letter and lower case letter are both code for the /k/ sound as in **c**at, **c**up, **c**loud, **c**rab and **c**astle. Point under each letter and say /k/. Finger-trace the letter shapes and say /k/. Write the letter shapes 'in the air'. Say each word slowly and focus on the mouth movements for the /k/ sound.

D



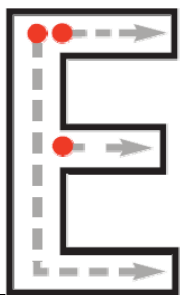
d



The capital letter and lower case letter are both code for the /d/ sound as in **dig**, **duck**, **dolls**, **dress** and **door**.
Point under each letter and say /d/. Finger-trace the letter shapes and say /d/. Write the letter shapes 'in the air'.
Say each word slowly and focus on the mouth movements for the /d/ sound.

E


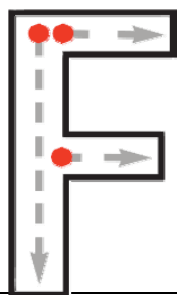
e



The capital and lower case letters are both code for the /e/ sound as in **e**gg, **e**lephant, **e**nvelope, **e**xplorers, **e**ngine. Point under each letter and say /e/. Finger-trace the letter shapes and say /e/. Write the letter shapes 'in the air'. Say each word slowly and focus on the mouth movements for the /e/ sound.

F

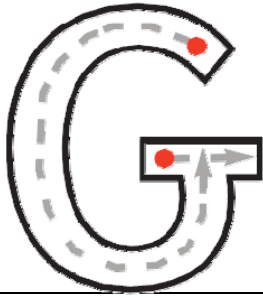
f



The capital letter and lower case letter are both code for the /f/ sound as in **f**eathers, **f**an, **f**ork, **f**ish and **f**lag. Point under each letter and say /f/. Finger-trace the letter shapes and say /f/. Write the letter shapes 'in the air'. Say each word slowly and focus on the mouth movements for the /f/ sound.

G

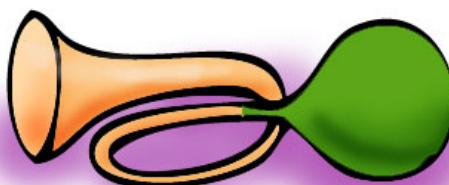
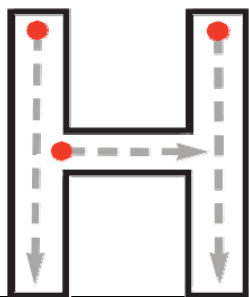
g



The capital letter and lower case letter are both code for the /g/ sound as in **g**irl, **g**olf, **g**ong, **g**lue and **g**lasses. Point under each letter and say /g/. Finger-trace the letter shapes and say /g/. Write the letter shapes 'in the air'. Say each word slowly and focus on the mouth movements for the /g/ sound.

H


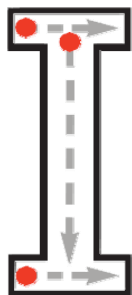
h



The capital letter and lower case letter are both code for the /h/ sound as in **hat**, **hair**, **hen**, **hands** and **horn**.
Point under each letter and say /h/. Finger-trace the letter shapes and say /h/. Write the letter shapes 'in the air'.
Say each word slowly and focus on the mouth movements for the /h/ sound.

I



i



The capital letter and lower case letter are both code for the /i/ sound as in **i**nsect, **i**ll, **i**nk, **i**njury and **I**ndian lady. Point under each letter and say /i/. Finger-trace the letter shapes and say /i/. Write the letter shapes 'in the air'. Say each word slowly and focus on the mouth movements for the /i/ sound.

J


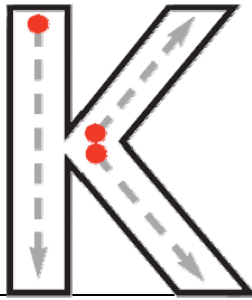
j



The capital letter and lower case letter are both code for the /j/ sound as in **j**ug, **j**et, **j**am, **j**uggle and **j**ungle. Point under each letter and say /j/. Finger-trace the letter shapes and say /j/. Write the letter shapes 'in the air'. Say each word slowly and focus on the mouth movements for the /j/ sound.

K


k



The capital letter and lower case letter are both code for the /**k**/ sound as in **k**it, **k**ettle, **k**ite, **k**ing and **k**ey.
Point under each letter and say /**k**/. Finger-trace the letter shapes and say /**k**/. Write the letter shapes 'in the air'.
Say each word slowly and focus on the mouth movements for the /**k**/ sound.

L





l



The capital letter and lower case letter are both code for the /l/ sound as in **l**adder, **l**eg, **l**og, **l**ea**f** and **l**amp. Point under each letter and say /l/. Finger-trace the letter shapes and say /l/. Write the letter shapes 'in the air'. Say each word slowly and focus on the mouth movements for the /l/ sound.

M




m



The capital letter and lower case letter are both code for the /**m**/ sound as in **m**ap, **m**oon, **m**outh, **m**ouse, **m**onkey. Point under each letter and say /**m**/. Finger-trace the letter shapes and say /**m**/. Write the letter shapes 'in the air'. Say each word slowly and focus on the mouth movements for the /**m**/ sound.

N


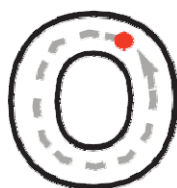
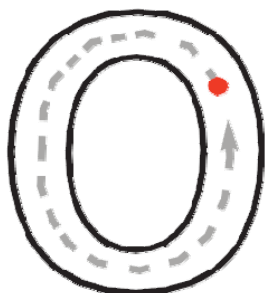

n



The capital letter and lower case letter are both code for the /n/ sound as in **net**, **nest**, **nuts**, **night** and **nurse**.
Point under each letter and say /n/. Finger-trace the letter shapes and say /n/. Write the letter shapes 'in the air'.
Say each word slowly and focus on the mouth movements for the /n/ sound.

O



o



The capital and lower case letters are code for the /o/ sound as in **o**ctopus, **o**range, **o**dd (shape), **o**tter, **o**strich. Point under each letter and say /o/. Finger-trace the letter shapes and say /o/. Write the letter shapes 'in the air'. Say each word slowly and focus on the mouth movements for the /o/ sound.

P

p



The capital and lower case letter shapes are both code for the /p/ sound as in **p**an, **p**urse, **p**arachute, **p**uppet, **p**atch. Point under each letter and say /p/. Finger-trace the letter shapes and say /p/. Write the letter shapes 'in the air'. Say each word slowly and focus on the mouth movements for the /p/ sound.

QU

qu




QU

qu




quack quack



The upper and lower case **letter groups** are both code for /kw/ as in **queen**, **quilt**, “**quack**”, **quick** and **quarter**.
Point under ‘qu’ and say /kw/. Finger-trace the letter groups ‘qu’ and say /kw/. Write the letter shapes ‘in the air’.
Say each word slowly and focus on the mouth movements for the /kw/ sound.

R



r



The capital and lower case letter shapes are both code for the /r/ sound as in rat, ring, rain, run and rabbit. Point under each letter and say /r/. Finger-trace the letter shapes and say /r/. Write the letter shapes 'in the air'. Say each word slowly and focus on the mouth movements for the /r/ sound.

S

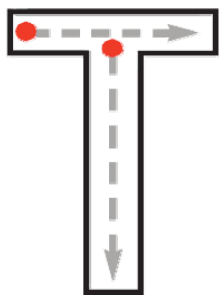
s



The capital and lower case letter shapes are both code for the /s/ sound as in **s**nake, **s**un, **s**tar, **s**wim and **s**lide. Point under each letter and say /s/. Finger-trace the letter shapes and say /s/. Write the letter shapes 'in the air'. Say each word slowly and focus on the mouth movements for the /s/ sound.

T


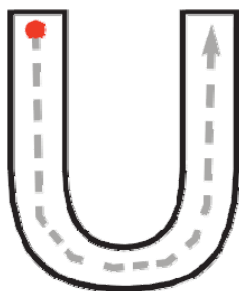
t



The capital and lower case letter shapes are both code for the /t/ sound as in **t**eddy, **t**ent, **t**oy, **t**able and **t**rain. Point under each letter and say /t/. Finger-trace the letter shapes and say /t/. Write the letter shapes 'in the air'. Say each word slowly and focus on the mouth movements for the /t/ sound.

U





u



The letter shapes are both code for the /**u**/ sound as in **u**mbrella, **u**nder, **u**p in the sky, **u**pside down and **u**ncle. Point under each letter and say /**u**/. Finger-trace the letter shapes and say /**u**/. Write the letter shapes 'in the air'. Say each word slowly and focus on the mouth movements for the /**u**/ sound.

V


v



The capital and lower case letter shapes are both code for the /v/ sound as in **vi**olin, **van**, **vase**, **view** and **ve**getables. Point under each letter and say /v/. Finger-trace the letter shapes and say /v/. Write the letter shapes 'in the air'. Say each word slowly and focus on the mouth movements for the /v/ sound.

W

w





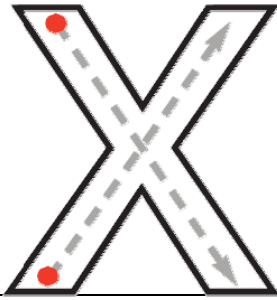
The capital and lower case letter shapes are both code for the /w/ sound as in **w**eb, **w**et, **w**igs, **w**atch and **w**eaving. Point under each letter and say /w/. Finger-trace the letter shapes and say /w/. Write the letter shapes 'in the air'. Say each word slowly and focus on the mouth movements for the /w/ sound.

X

x



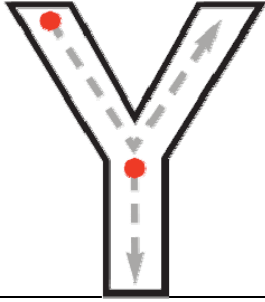
fox



The capital and lower case letter shapes are both code for the /ks/ sound as in fox, box, wax crayons, taxi, mixer. Point under each letter and say /ks/. Finger-trace the letter shapes and say /ks/. Write the letter shapes 'in the air'. Say each word slowly and focus on the mouth movements for the /ks/ sound.

Y

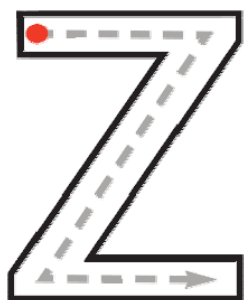
y




The capital and lower case letter shapes are both code for the /y/ sound as in **y**awn, **y**acht, **y**ogurt, **y**o-yo and **y**ak. Point under each letter and say /y/. Finger-trace the letter shapes and say /y/. Write the letter shapes 'in the air'. Say each word slowly and focus on the mouth movements for the /y/ sound.

Z

z



zzzzzz



The capital and lower case letter shapes are both code for the /z/ sound as in **zebra**, “**zzzzz**”, **zip**, **zigzag** and **zoo**.
Point under each letter and say /z/. Finger-trace the letter shapes and say /z/. Write the letter shapes ‘in the air’.
Say each word slowly and focus on the mouth movements for the /z/ sound.